

# Magnetic Resonance

**Paola Cappellaro**

**Quantum Engineering Group – MIT**

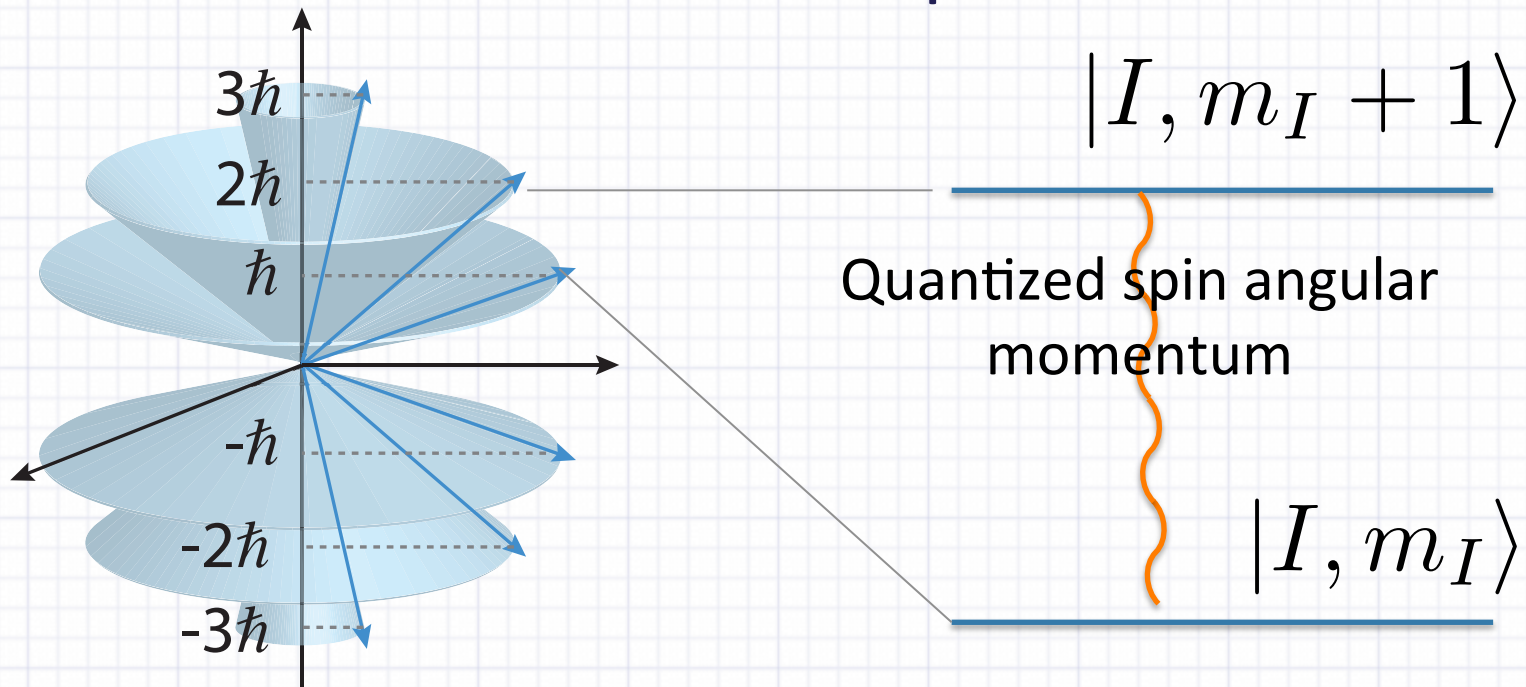
**[qeg.mit.edu](http://qeg.mit.edu)**

# Learning goals

- Principles of magnetic resonance
  - Resonance, spin Hamiltonian
  - Experimental apparatus, detection methods
  - Decoherence and relaxation
- Simple experiments:
  - CW, Rabi, FID, Echo, CPMG, WHH...
- Control and Hamiltonian shaping
  - Dynamical decoupling, Average Hamiltonian Theory

# Magnetic resonance

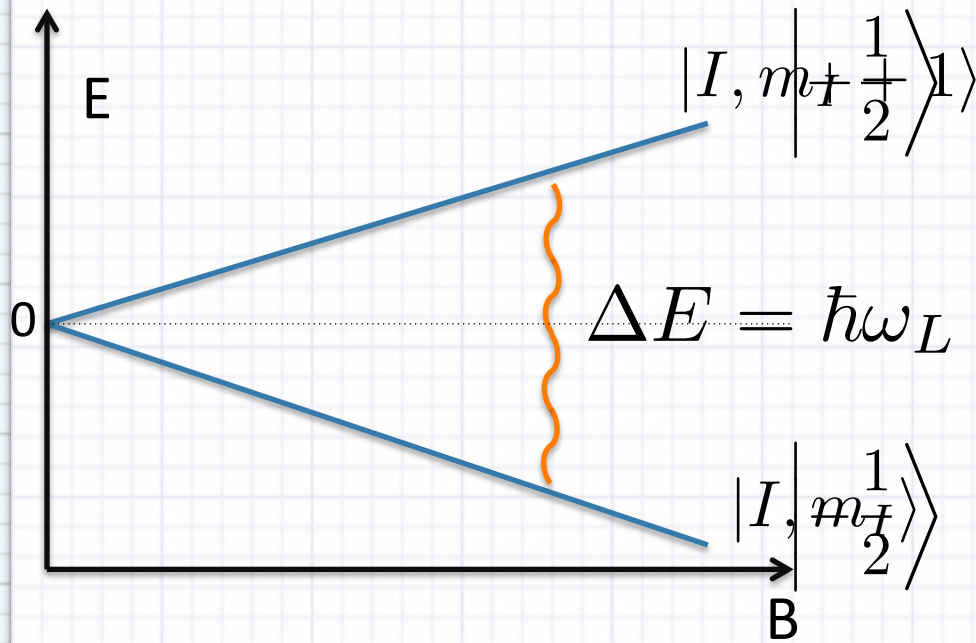
- Magnetic resonance is the exchange of energy between the electromagnetic field and nuclear or electronic spins



# Zeeman interaction

- Interaction of spin with a magnetic field

$$\mathcal{H} = \hbar\gamma\vec{B} \cdot \vec{I} = \hbar\vec{\omega}_L \cdot \vec{I}$$



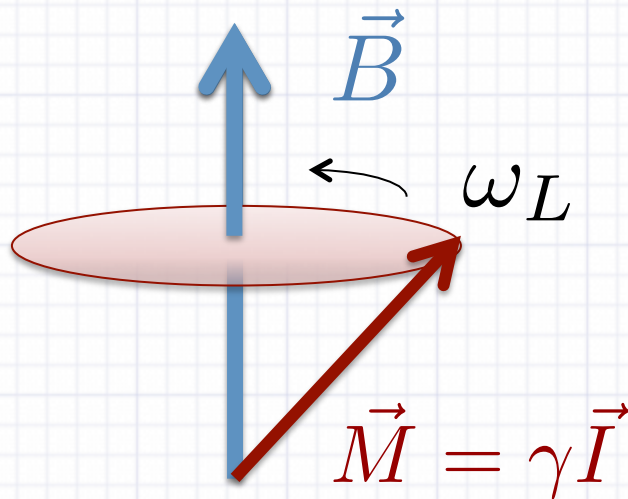
Selection rules:

$$\Delta m_I = \pm 1$$



# Classical picture

- Magnetic dipole interacting with a magnetic field: precession at Larmor frequency



$$\begin{aligned}\frac{d\vec{M}}{dt} &= -\gamma\vec{B} \times \vec{M}(t) \\ &= -\vec{\omega}_L \times \vec{M}(t)\end{aligned}$$

# Interactions

- Local environment induces changes in the resonant frequency: spectroscopy

- Chemical shift

- Local electron currents counteract the applied field:

$$B_{\text{eff}} = B(1 - \sigma) \quad 10\text{-}100\text{ppm}$$

- Hyperfine

- Electron-nuclear spin interaction

$$\vec{S} \cdot \hat{A} \cdot \vec{I} \quad (\text{kHz-MHz})$$

- J-coupling

- Electron-mediated nuclear-nuclear coupling

$$J\vec{I}_1 \cdot \vec{I}_2 \quad (\text{Hz})$$

# Interactions

- Local environment induces changes in the resonant frequency: spectroscopy

- Dipolar coupling

- Dipole-dipole coupling (nuclear/electron)

$$\frac{\hbar\gamma_i\gamma_j}{|r_{ij}|^3} \left[ \vec{I}_i \cdot \vec{I}_j - \frac{3(\vec{I}_i \cdot \vec{r}_{ij})(\vec{I}_i \cdot \vec{r}_{ij})}{|r_{ij}|^2} \right] \quad (\text{kHz})$$

- Secular component

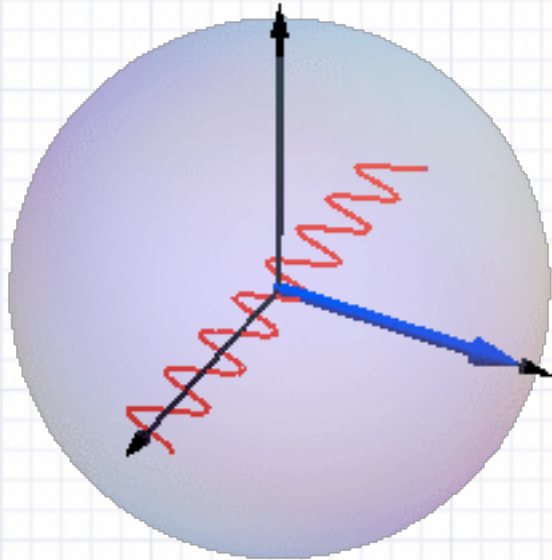
$$\frac{\hbar\gamma_i\gamma_j}{|r_{ij}|^3} (3 \cos^2 \theta_{ij} - 1) [2I_{i,z}I_{j,z} - (I_{i,x}I_{j,x} + I_{i,y}I_{j,y})]$$

- Quadrupolar

- For spins  $I > 1/2$ ,  $\vec{I} \cdot \hat{Q} \cdot \vec{I} \quad (0-30 \text{ MHz})$

# Nuclear Magnetic resonance

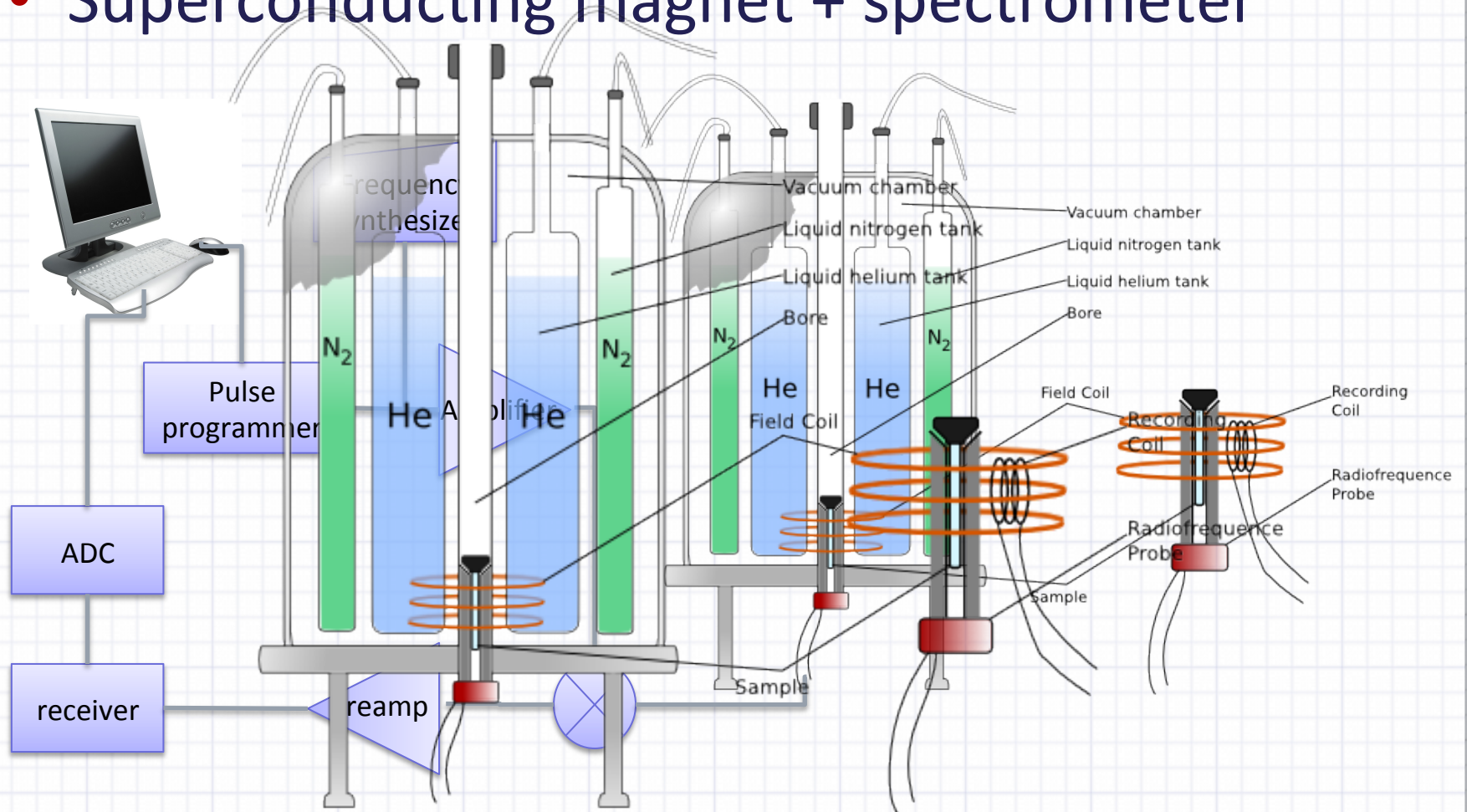
- Large magnetic field:
  - Small polarization, large spin ensemble ( $10^7$ - $10^9$ )
  - 2 – 23.5 Tesla = 100MHz-1GHz
- Signal observed by induction





# NMR system

- Superconducting magnet + spectrometer





# EPR/ESR

- Electron paramagnetic resonance
- Electron spin resonance
- Higher frequency and higher polarization
  - Microwave instead of radiofrequency



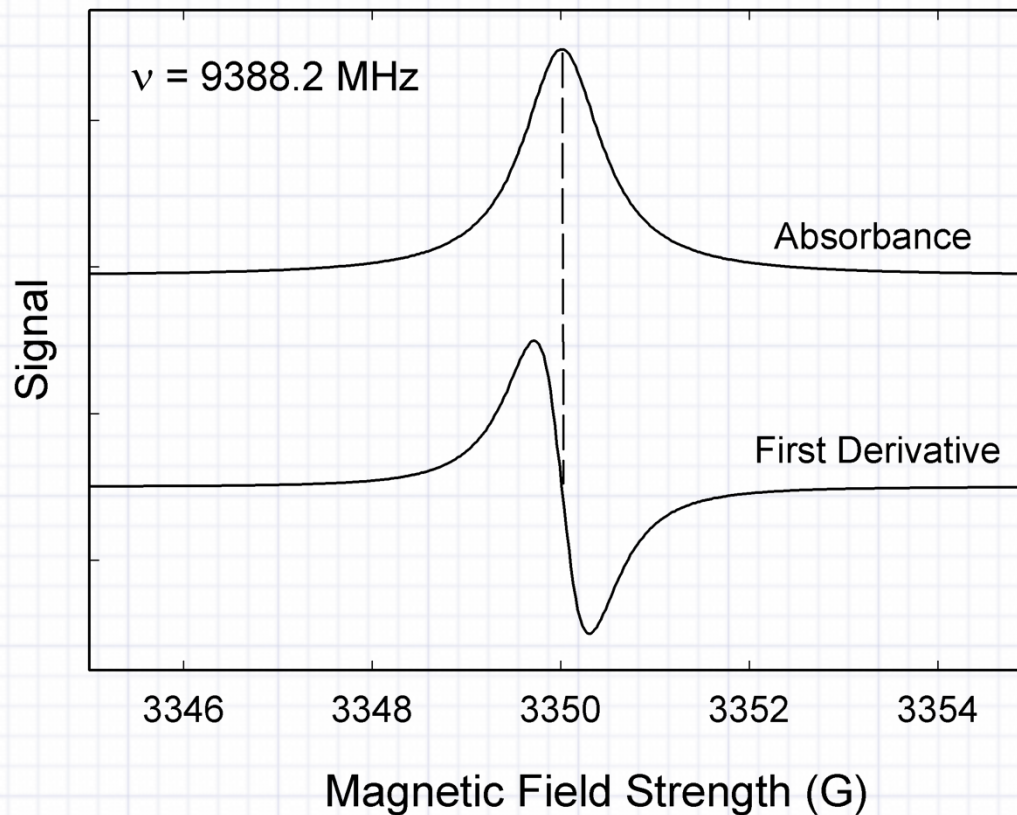
Waveband	L	S	C	X	P	K	Q	U	V	E	W	F
$\omega$ [GHz]	1	3	4	10	15	24	35	50	65	75	95	111
B [T]	0.03	0.11	0.14	0.33	0.54	0.86	1.25	1.8	2.3	2.7	3.5	3.9

# Detection

- Induction coil: e.g. liquid-state NMR
- Optical (ODMR): e.g. Nitrogen-Vacancy center
- Electrical (EDMR): e.g. quantum dots
- Magnetic resonance force microscopy (MRFR)
- Faraday rotation, Squids magnetometers

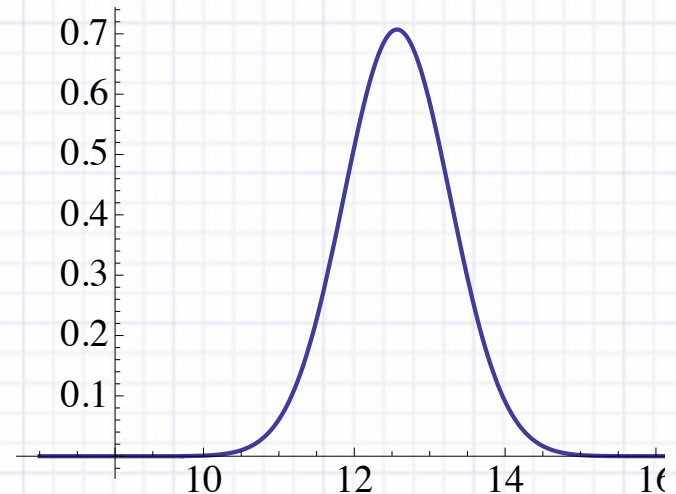
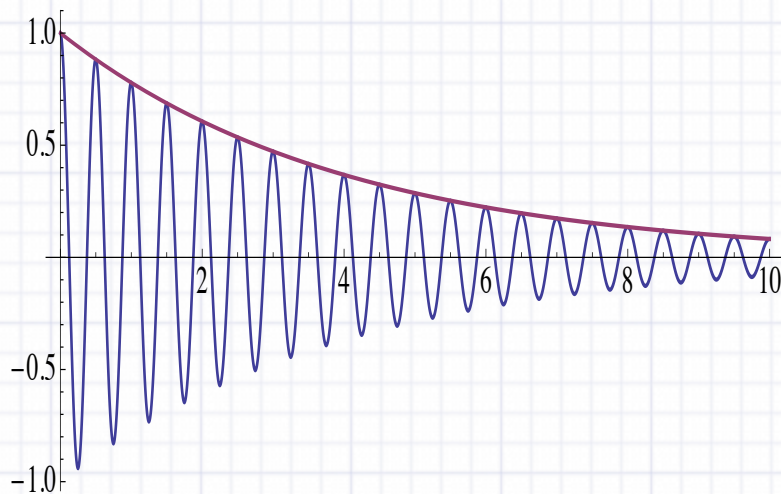
# CW vs. FT: Continuous wave

- Scan the magnetic field or the excitation frequency



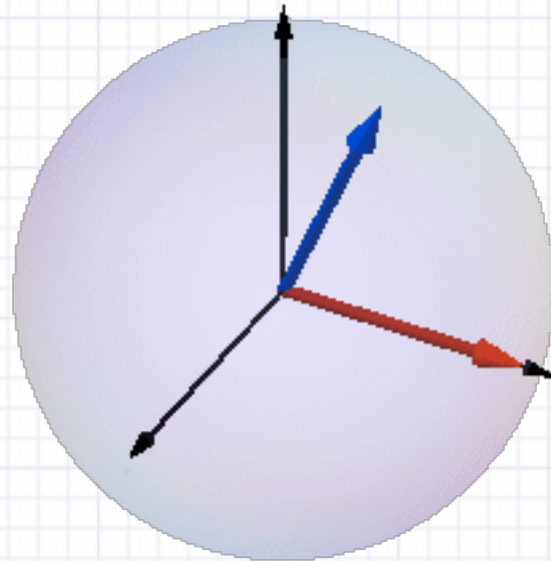
# CW vs. FT: - Fourier Transform

- Rotate the spin to the transverse plane and observe its evolution
  - Spectrum obtained by Fourier Transform



# Pulse control

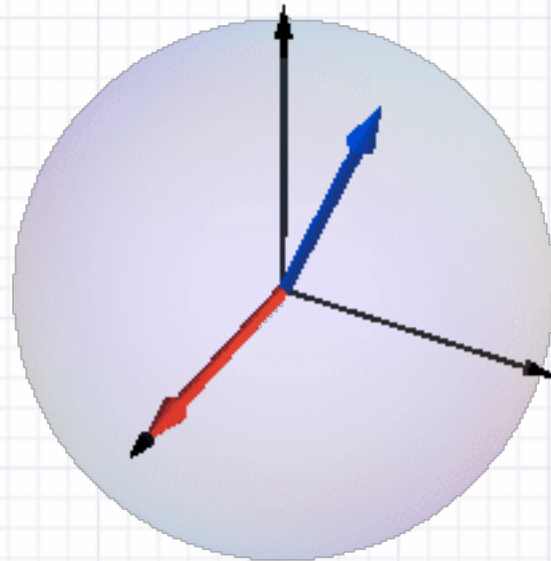
- rf field “rotating” at the Larmor frequency
  - In a frame rotating at the Larmor frequency, it becomes a static field





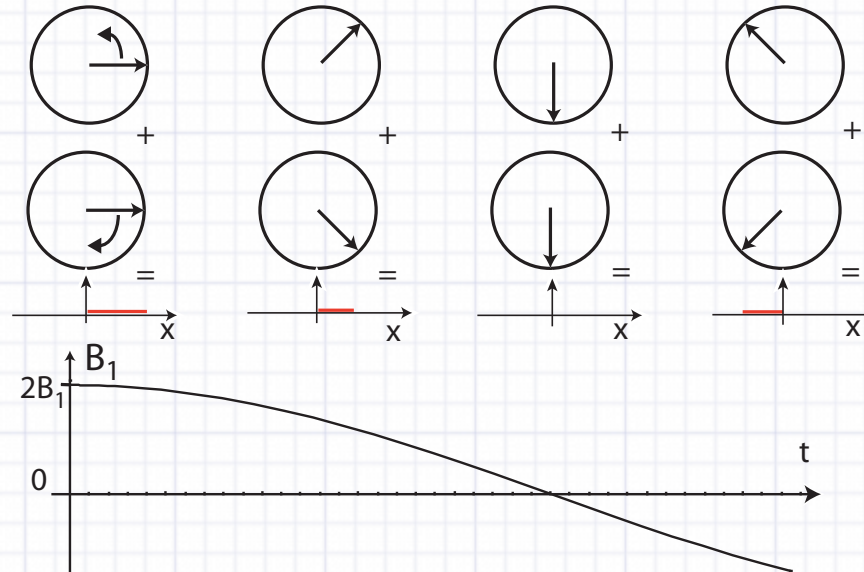
# Pulse control

- rf field “rotating” at the Larmor frequency
  - It induces a rotation of the spin



# Rotating-Wave Approximation

- rf and  $\mu\text{w}$  fields are oscillating, not rotating

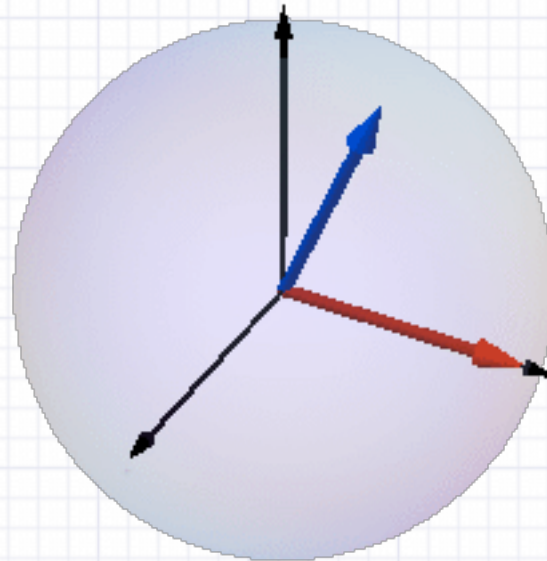


- we neglect the counter-rotating component
- Far off-resonance, it is averaged in time if

$$\omega_{\text{res}} \gg \Omega_{\text{Rabi}}$$

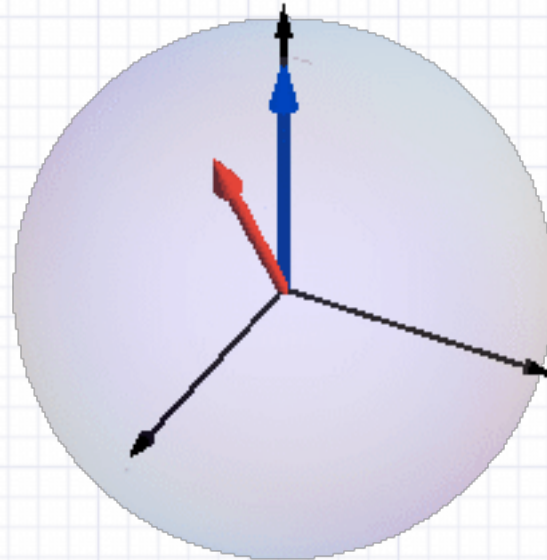
# Pulse control

- If the rf field does not rotate at the Larmor frequency
  - Not on resonance



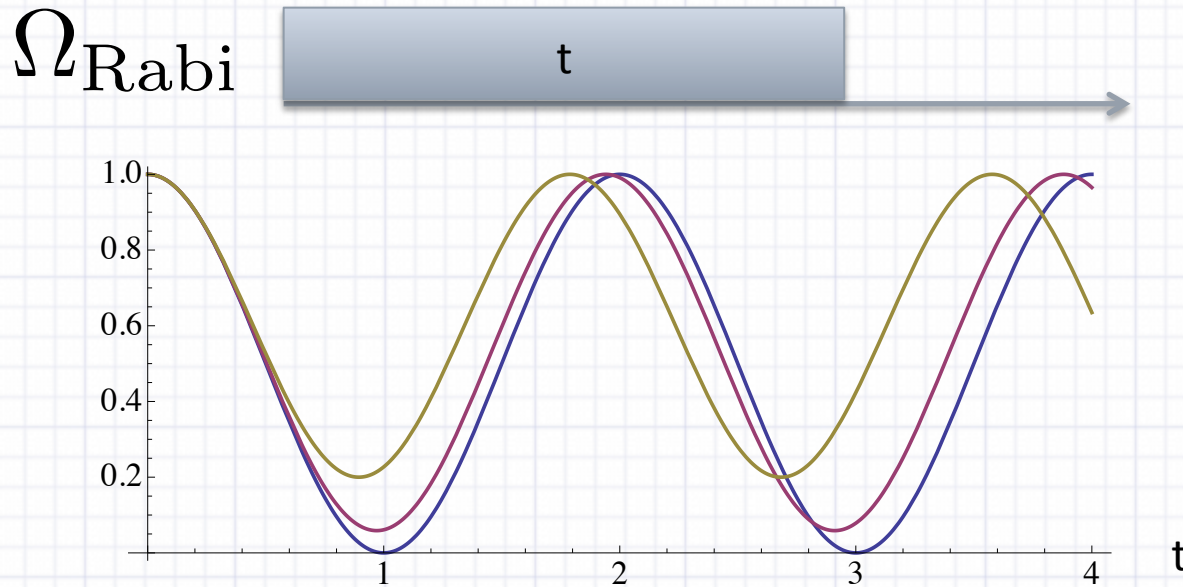
# Pulse control

- In the rotating frame there is a residual component along the z-axis
  - The rf is not as effective in rotating the spin



# Rabi Rotations

- Oscillations driven by rf field:

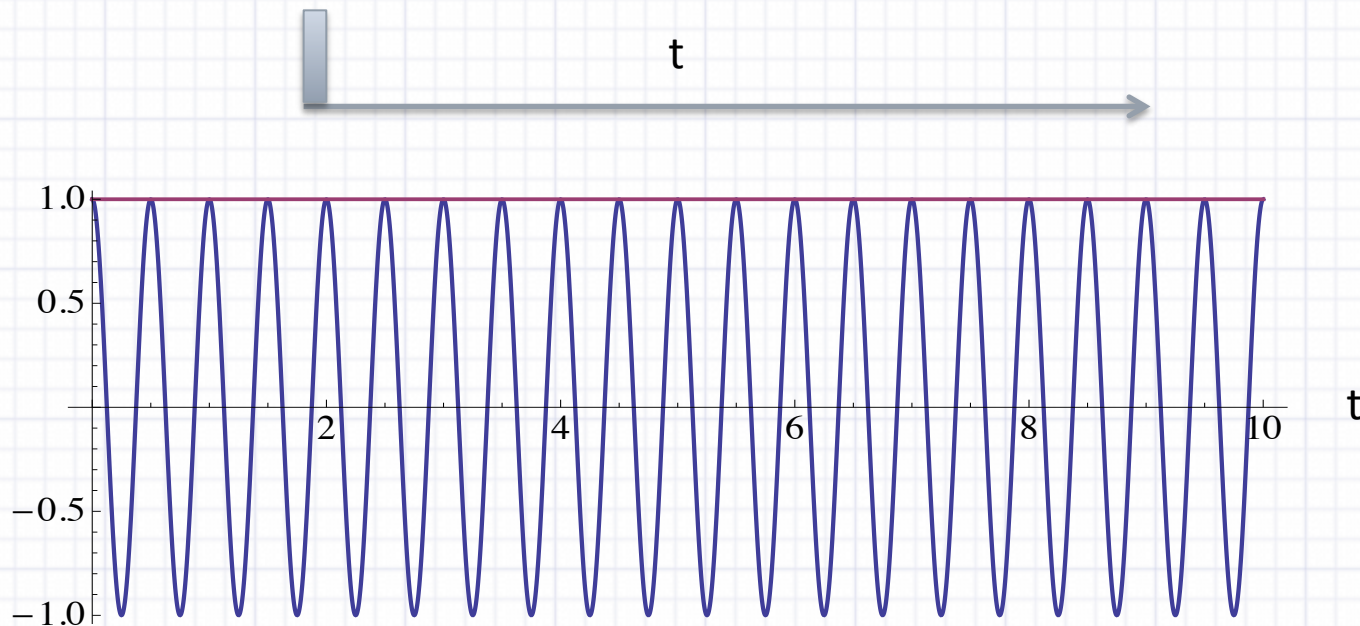


- Calibrate pulse length
- Achieve longer coherence because of partial decoupling from environment



# Ramsey (Free Induction Decay)

- Oscillations driven by internal Hamiltonian:



- Measure transverse polarization
- Oscillation at the Larmor frequency

# Bloch Equations

- Classical picture of a dipole in a magnetic field

$$\frac{d\vec{M}}{dt} = \gamma \vec{M}(t) \times \vec{B}$$

- Add decay:

- Transverse decay  $-\frac{1}{T_2} (M_x \hat{x} + M_y \hat{y})$

- Longitudinal decay  $-\frac{1}{T_1} (\vec{M} - M_0) \cdot \hat{z}$

# Relaxation

- Longitudinal relaxation
  - Energy exchange, change in  $\langle I_z \rangle$
  - Relaxation toward thermal equilibrium
  - Time-scale:  $T_1$
- Transverse relaxation
  - Decay of transverse components,  $\langle I_{x,y} \rangle$
  - Loss of coherence, dephasing
  - Time-scale:  $T_2 < T_1$ 
    - Interaction with spin bath
    - Often non-Markovian (super-exponential decay)

# Thermal state

- At room temperature, the equilibrium state is highly mixed

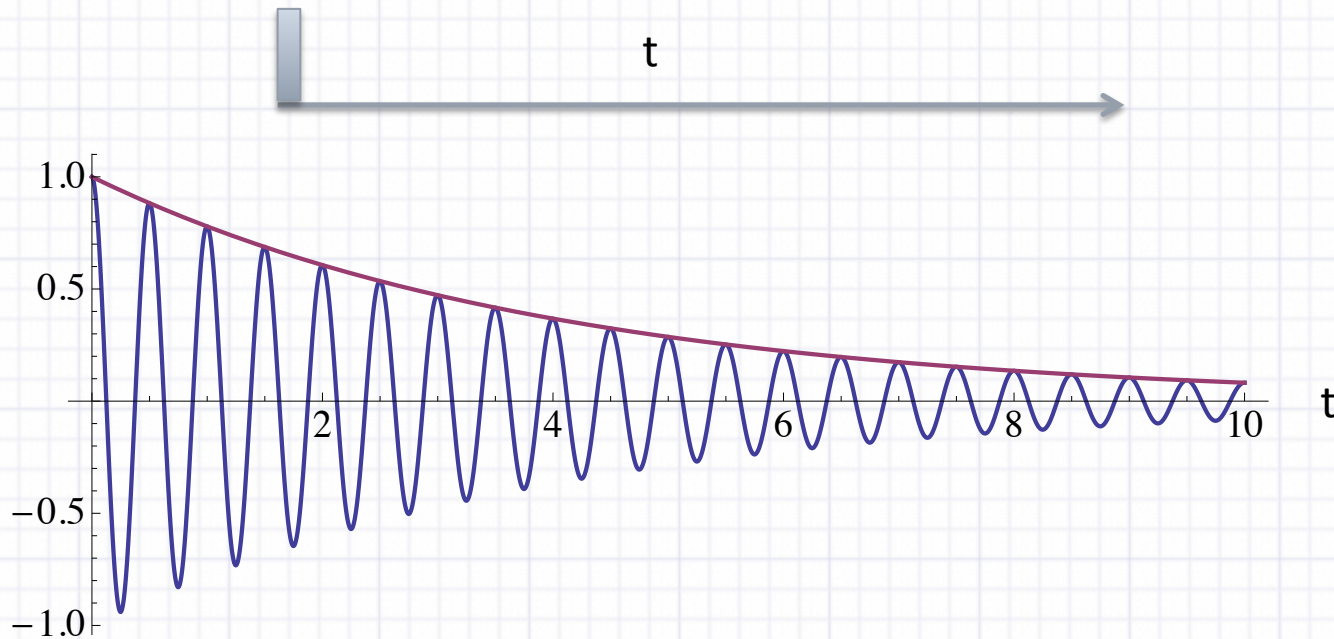
$$\rho = e^{-\beta\mathcal{H}} / Z \approx \frac{\mathbb{1}}{\dim} - \epsilon \sum_k I_{z,k}$$

- Only the deviation from identity gives rise to the dynamics and the signal

$$\rho \sim \sum_k I_{z,k}$$

# Ramsey (Free Induction Decay)

- Oscillations driven by internal Hamiltonian:

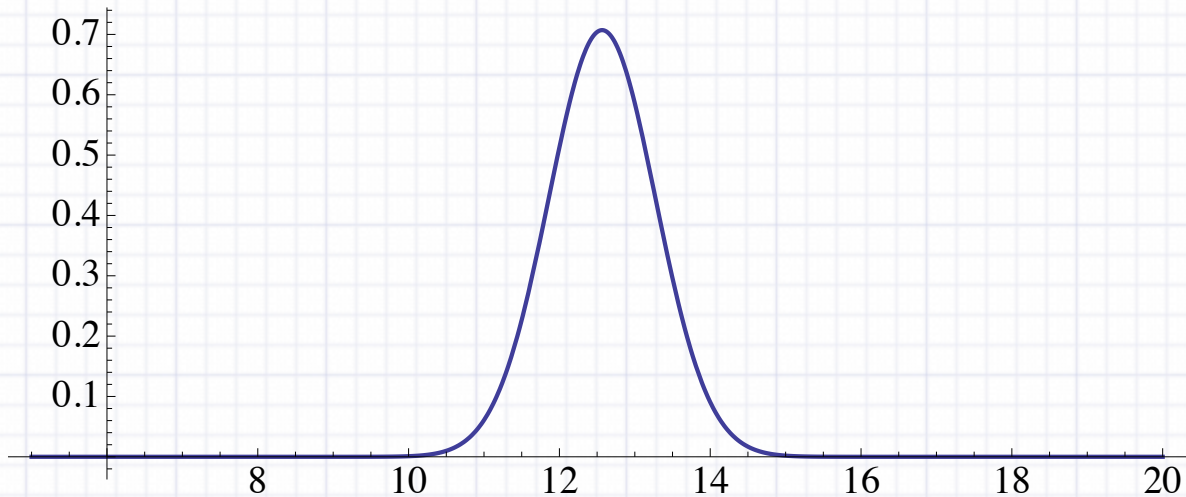


–  $T_2$ - decay of signal



# FID Spectrum

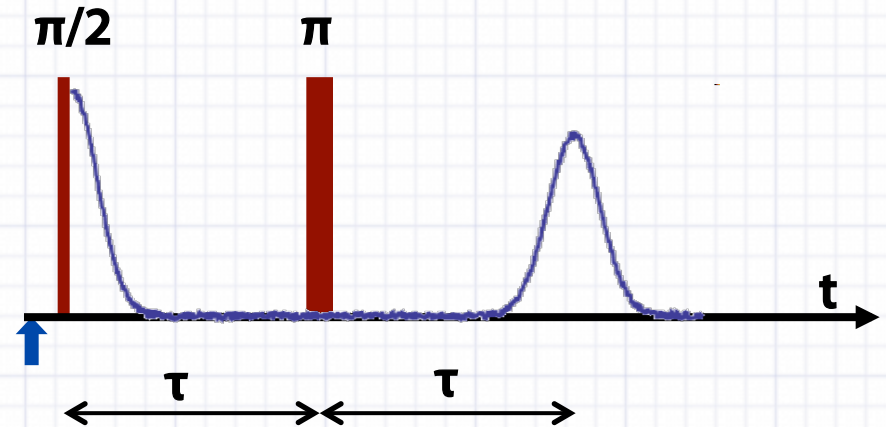
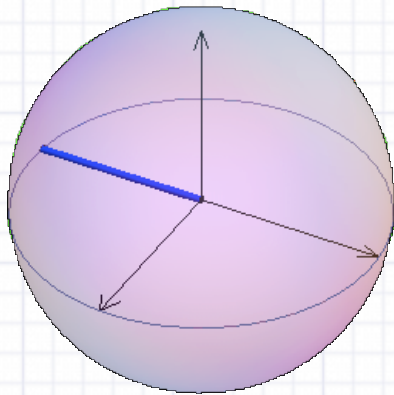
- Fourier Transform of FID gives the spectrum



- $\text{FWHM} = 1/\pi T_2$

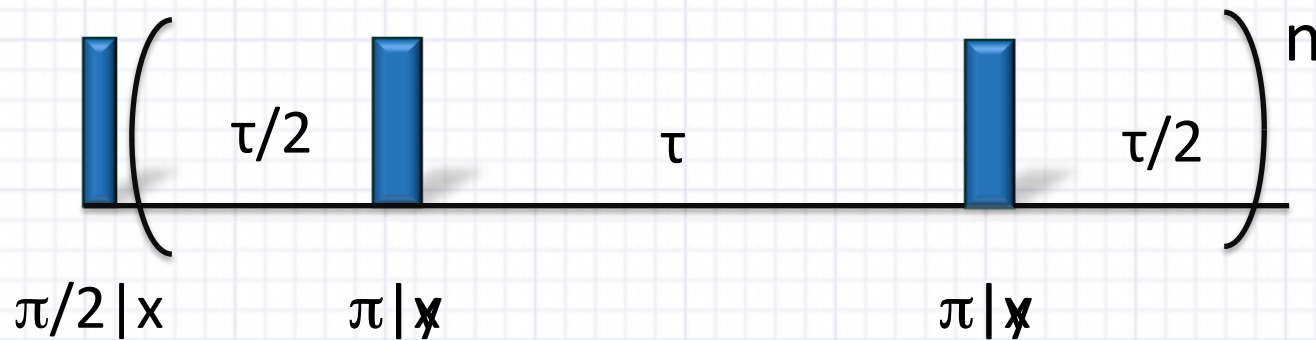
# Spin Echo

- Simple sequence “inverts” the arrow of time
  - Spins precess at different frequencies: dephasing
  - $\pi$  pulse inverts the speed: spins are refocused



# CPMG – Dynamical decoupling

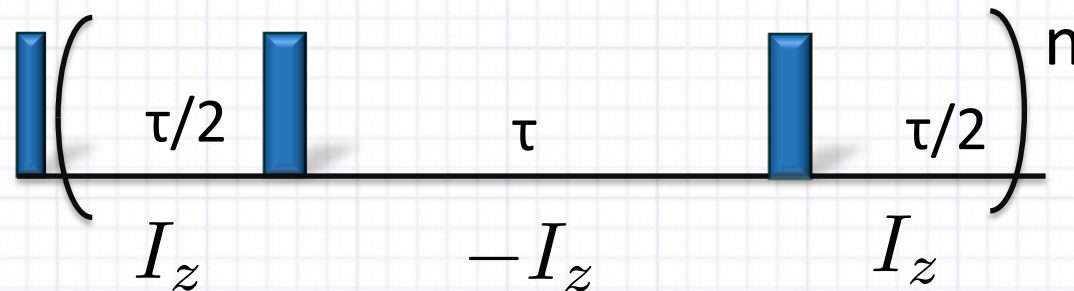
- Spin echo works for quasi-static fields
  - If noise varies in time, refocusing is not perfect
  - To look at longer times: keep applying  $\pi$ -pulses!



- Carr-Purcell sequence
  - With Meiboom-Gill trick to correct pulse errors

# Average Hamiltonian Theory

- Goal: modulate internal Hamiltonian to create effective interaction.
  - E.g. : to refocus interaction with environment



- Toggling-frame Hamiltonian

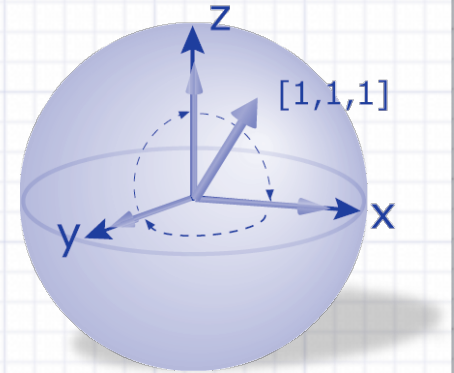
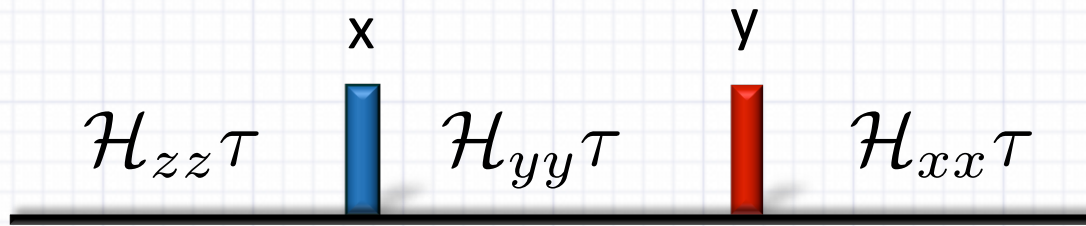
$$\mathcal{H} \sim I_z \rightarrow \mathcal{H}(t) = U_{rf} \mathcal{H} U_{rf}^\dagger$$

- Averaged Hamiltonian  $\frac{1}{2} I_z \tau - I_z \tau + \frac{1}{2} I_z \tau = 0$



# Average Hamiltonian Theory

- Two-spin Hamiltonian  $\mathcal{H}_{zz} \sim 3I_{i,z}I_{j,z} - I_i \cdot I_j$ 
  - In the toggling frame:



the Hamiltonian becomes on average

$$\bar{\mathcal{H}} = \frac{1}{3}(\mathcal{H}_{xx} + \mathcal{H}_{yy} + \mathcal{H}_{zz}) = 0$$

- Refocusing of internal couplings

# Average Hamiltonian Theory

- AHT gives rule for quick calculation of effective average Hamiltonian
  - It helps in designing pulse sequences
- Effective Hamiltonian from Magnus expansion

$$U = e^{-it\bar{\mathcal{H}}} = \exp\{-it[\bar{H}^{(0)} + \bar{H}^{(1)} + \bar{H}^{(2)} + \dots]\}$$

$$\bar{H}^{(0)} = \frac{1}{t} \int_0^t H(t') dt'$$

$$\bar{H}^{(1)} = -\frac{i}{2t} \int_0^t dt' \int_0^{t'} dt'' [H(t'), H(t'')]$$

# AHT

- Conditions:

- $\mathcal{H}_{\text{rf}}$  cyclic:  $U_{\text{rf}}(t_c, 0) = \pm 1$
  - $\mathcal{H}_{\text{rf}}$  periodic:  $\mathcal{H}_{\text{rf}}(t) = \mathcal{H}_{\text{rf}}(nt_c + t)$
- }  $U_{\text{rf}}(Nt_c, 0) = 1$
- $t_c |\mathcal{H}_{\text{int}}| \approx t_c \omega \ll 1$  (convergence condition)
  - Stroboscopic observation at  $t = nt_c$

- Advantages:

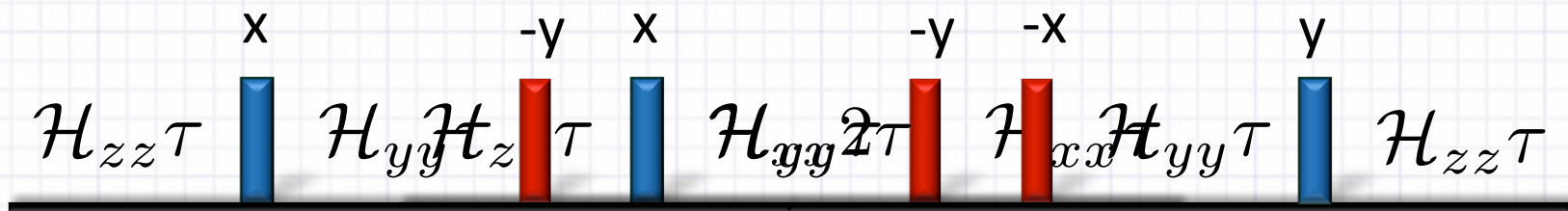
- Evolution at  $t = nt_c$  is determined by the average Hamiltonian over 1 cycle.
- Toggling-frame Hamiltonian coincide with lab-frame

# Non ideal rf perturbations

- Pulse-width error:  $\mathcal{H}_\delta = -(\pm \delta_{\pm x}/t_w)I_x$
- $B_1$  inhomogeneities for  $i^{\text{th}}$  nucleus:  $\mathcal{H}_{\varepsilon_i} = -(\pm \varepsilon_i/t_w)I_x$
- Phase-misadjustment error:  $\mathcal{H}_p = -(\pm \varphi_{\pm x})I_y$
- Pulse transients error:  $\mathcal{H}_T = -\omega_T(t)I_y$
  
- The errors can be included in the internal Hamiltonian to calculate their effects

# Symmetric sequences

- Higher orders and pulse errors can be corrected by symmetrized sequences
  - Solid-echo sequence:



- WAHUHA (Waugh Haeberlen Hahn)

$$\mathcal{H}(t) = \mathcal{H}(t_c - t) : \text{all odd terms are zero}$$



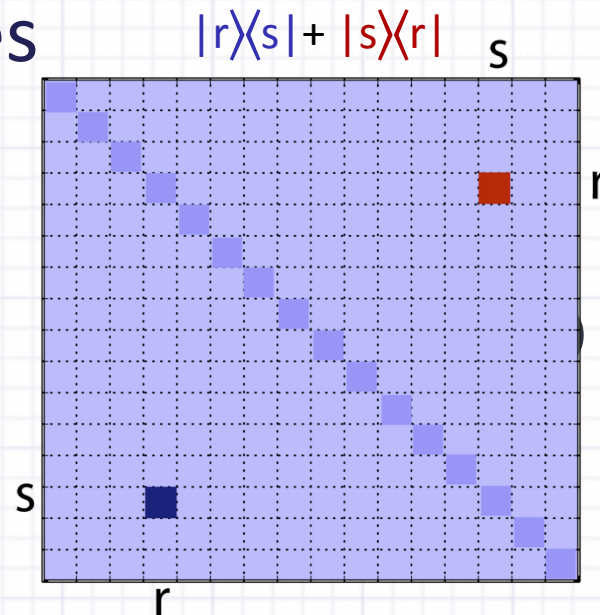
# Supercycles

- Build symmetrized sequence from basic units
  - For example, MREV-8 repeats the basic WAHUHA cycle twice with the x pulses reversed in phase. This removes the effects of rf inhomogeneity, since toggling frame terms in  $I_z$  are inverted during the second half
- Dynamical decoupling
  - Periodic DD (repeat basic sequence)
  - Concatenated DD (nest basic sequence)
  - Optimal/Quadratic DD (optimized for a given noise spectrum)

# Solid State NMR

- Dipolar Hamiltonian
- Control: multiple-pulse sequences to refocus or manipulate the dipolar Hamiltonian
- Multiple Quantum Coherences
  - $|s\rangle\langle r|$ , coherence order  $n=r-s$ 
    - $r+s+q=m$ -spin state.

$$\sigma_{i_1}^+ \sigma_{i_2}^+ \cdots \sigma_{i_r}^+ \sigma_{j_1}^- \cdots \sigma_{j_s}^- \sigma_{k_1}^z \cdots \sigma_{k_q}^z$$

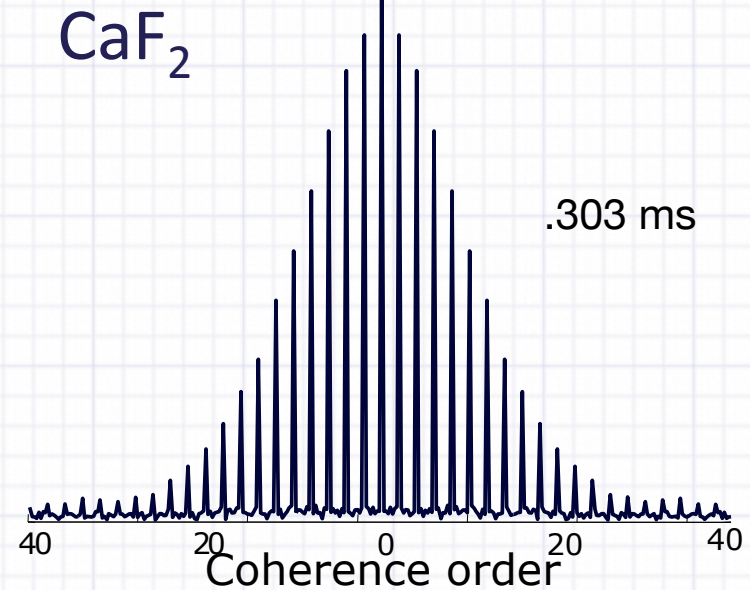
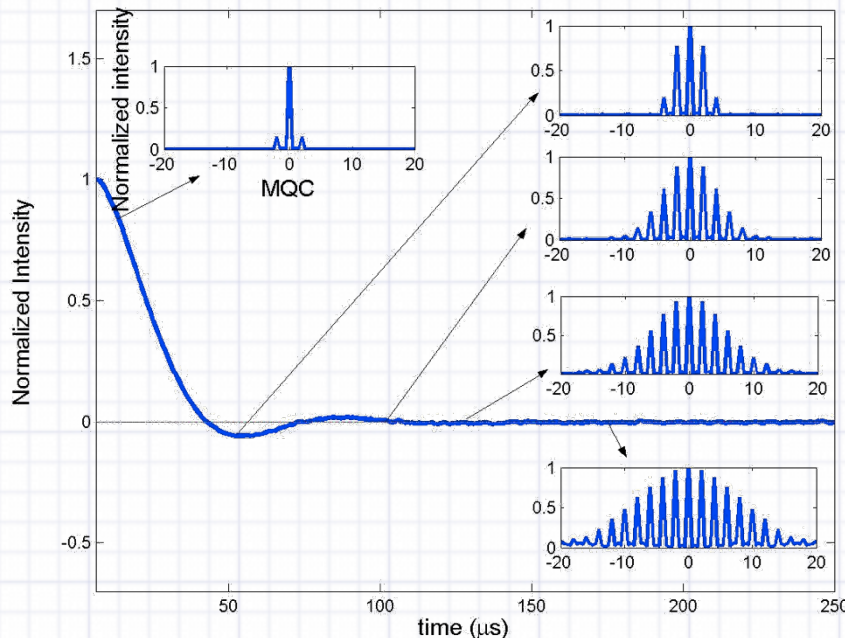


# Multiple quantum NMR

- **M**ultiple **Q**uantum **C**oherences order  $n$  :
  - $n = \Delta M$ , difference in Zeeman quantum number between any two states in a coherent superposition.
  - In terms of single spin Pauli operators :
$$\sigma_{i_1}^+ \sigma_{i_2}^+ \cdots \sigma_{i_r}^+ \cdot \sigma_{j_1}^- \cdots \sigma_{j_s}^- \cdot \sigma_{k_1}^Z \cdots \sigma_{k_q}^Z \longrightarrow n = r - s$$
- Indirect observation of correlations among spins

# MQC experiments

- Directly observed  $\sim 50$  coherences
  - Much larger number of spins involved.



H. Cho, et al. *Phys. Rev. B*, **72**, 054427, (2005)



# Conclusions

- Magnetic resonance has a long history
  - and a lot of acronyms!
- Strengths:
  - Simplicity of (basic) Hamiltonian
  - Complexity of full systems  
(e.g. solid state, relaxation)
  - **Control:**  
Many schemes to manipulate quantum evolution  
(somebody already did it 50 years ago!)



Quantum Engineering Group - MIT

# QEEG

